

Friends and Family Test Results

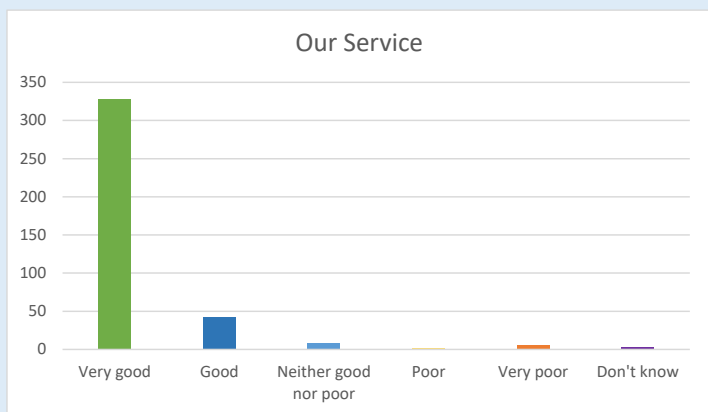
March 2025

1. Our Service

Overall how was your experience of our service?

Very good	328
Good	43
Neither good nor poor	9
Poor	2
Very poor	6
Don't know	3

Total 391



2. Your Comments

Please can you tell us why you gave your answer?

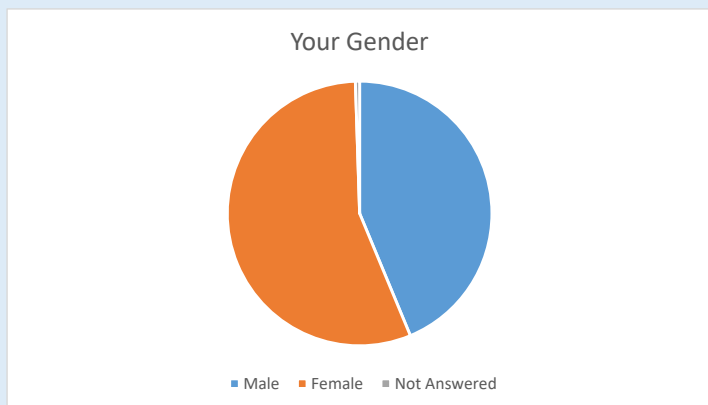
Please tell us about anything that we could have done better



3. Your Gender

Male	171
Female	218
Not Answered	2

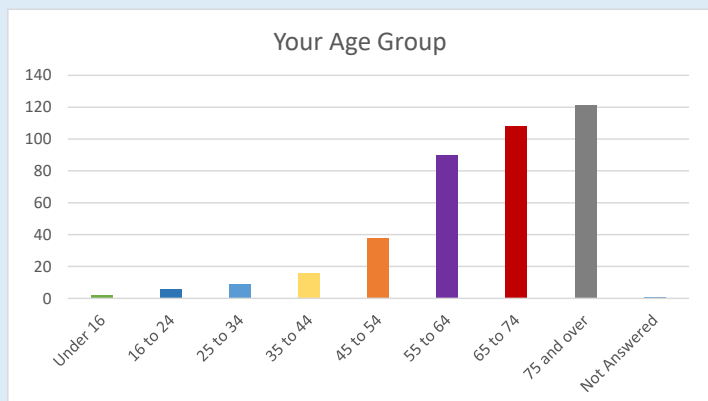
Total 391



4. Your Age Group

Under 16	2
16 to 24	6
25 to 34	9
35 to 44	16
45 to 54	38
55 to 64	90
65 to 74	108
75 and over	121
Not Answered	1

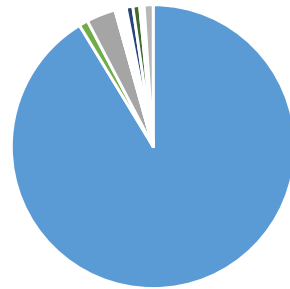
Total 391



5. Your Ethnicity

British / Mixed British	357
Irish	4
Other White Background	13
White / Black African	0
White & Asian	1
Other Mixed Background	1
Indian or British Pakistani	1
Pakistani or British Pakistani	1
Other Asian Background	1
Caribbean	0
African	3
Chinese	3
Other Black Background	1
Other Ethnic Group	1
Not Answered	4
Total	391

Your Ethnicity



6. Your Employment Status

Full Time Employment	89
Part Time Employment	44
Not Employed	27
Retired	225
Not Answered	6
Total	391

Your Employment Status

